

Review



Cite this article: Anastasiadis A, Lario D, Papaioannou A, Kouloumvakos A, Vourlidas A. 2019 Solar energetic particles in the inner heliosphere: status and open questions. *Phil. Trans. R. Soc. A* **377**: 20180100. <http://dx.doi.org/10.1098/rsta.2018.0100>

Accepted: 1 April 2019

One contribution of 9 to a theme issue ‘Solar eruptions and their space weather impact’.

Subject Areas:

astrophysics, plasma physics, high energy physics

Keywords:

solar energetic particles, solar flares, coronal mass ejections

Author for correspondence:

Anastasios Anastasiadis
e-mail: anastasi@noa.gr

Solar energetic particles in the inner heliosphere: status and open questions


Anastasios Anastasiadis¹, David Lario²,
Athanasios Papaioannou¹, Athanasios
Kouloumvakos³ and Angelos Vourlidas^{4,1}

¹Institute for Astronomy, Astrophysics, Space Applications and Remote Sensing (IAASARS), National Observatory of Athens, I. Metaxa & Vas. Pavlou St., 15236 Penteli, Greece

²Heliophysics Science Division, NASA, Goddard Space Flight Center, Greenbelt, MD 20771, USA

³IRAP, Université Toulouse III - Paul Sabatier, CNRS, CNES, Toulouse, France

⁴Applied Physics Laboratory, The Johns Hopkins University, 11100 Johns Hopkins Road, Laurel, MD 20723, USA

 AA, 0000-0002-5162-8821; DL, 0000-0002-3176-8704; AP, 0000-0002-9479-8644; AV, 0000-0002-8164-5948

Solar energetic particle (SEP) events are related to both solar flares and coronal mass ejections (CMEs) and they present energy spectra that span from a few keV up to several GeV. A wealth of observations from widely distributed spacecraft have revealed that SEPs fill very broad regions of the heliosphere, often all around the Sun. High-energy SEPs can sometimes be energetic enough to penetrate all the way down to the surface of the Earth and thus be recorded on the ground as ground level enhancements (GLEs). The conditions of the radiation environment are currently unpredictable due to an as-yet incomplete understanding of solar eruptions and their corresponding relation to SEP events. This is because the complex nature and the interplay of the injection, acceleration and transport processes undergone by the SEPs in the solar corona and the interplanetary space prevent us from establishing an accurate understanding (based on observations and modelling). In this work, we review the current status of knowledge on SEPs, focusing on GLEs and multi-spacecraft events. We extensively discuss the forecasting and nowcasting efforts of SEPs, dividing these into three categories.

Finally, we report on the current open questions and the possible direction of future research efforts.

This article is part of the theme issue 'Solar eruptions and their space weather impact'.

1. Introduction

Solar energetic particle (SEP) events are observable enhancements of electrons, protons and heavy ion fluxes at energies well above the average thermal energy of the solar wind population that occur as a consequence of transient solar activity [1–3]. These SEP events result from solar flares and coronal mass ejections (CMEs). Processes of magnetic reconnection in solar flares and of particle acceleration at shocks, driven by fast CMEs, are believed to be the origin of SEP events [4]. However, the relative role of flares and CME-driven shocks in the processes of particle energization is still under debate. This is mainly due to the fact that SEP events appear in connection with both solar flares and CMEs, while the transport conditions of SEPs in interplanetary (IP) space blur direct cause/effect association [5,6]. Critical information on the acceleration mechanisms of SEPs can be derived from the remote sensing observations of the solar corona during solar eruptive phenomena (e.g. solar flares, CMEs) [7,8]. At the Sun, both X-ray and γ -ray emissions are produced by accelerated particles during solar flares. In particular, accelerated electrons produce X-rays as they collide with ambient ions (bremsstrahlung emission), while streams of accelerated ions produce gamma-rays as they hit the dense layers above the solar surface (nuclear collisions). Hence, X-ray and γ -ray observations yield direct information on ion and electron acceleration at the solar corona and further provide diagnostics of accelerated particles as they hit the Sun. Therefore, they give complementary diagnostics to the escaping energetic particles seen in *in situ* as SEPs. Moreover, the radio emission at wavelengths from centimetre (cm-) to decametre (dm-) waves includes a large variety of emission processes particularly from non-thermal electron distributions and enhanced levels of various kinds of plasma waves and plasma phenomena [9,10].

Since the 1980s and 1990s, SEP events have been divided into two basic classes: *impulsive* and *gradual* ones [11]. The two-class scenario was originally related to the duration of the soft X-ray emission of the associated flare [12]. Specifically, impulsive SEP events were related to short duration (less than 1 h) solar flares. Such SEP events are observed over narrow longitudinal extents, associated with type III radio bursts and tended to be of brief duration. But, gradual SEP events were related to long duration SXR flares observed over broad longitudinal extent, lasting from a few hours to several days and tended to be associated with CMEs and type II radio bursts [13]. However, the rapidly growing fleet of spacecraft that provide valuable *in situ* particle measurements, as well as remote sensing observations of the solar eruptive phenomena provides observational evidence that such a clear-cut distinction does not apply across the bulk of the recorded SEP events [14,15]. In order to explain the variable behaviour of Fe and O, intensity time profiles during SEP events [16] proposed the dependence of the relative contributions from solar flares and CME-driven shocks arguing for a *direct flare contribution*. Contrary to this plausible explanation, it was suggested [17] that the behaviour of Fe and O in SEP events could potentially occur due to the preferential injection of flare suprathermals at quasi-perpendicular shocks with respect to solar wind thermal particles in quasi-parallel shocks. Both SEP intensities and ion compositional signatures of the SEP events can also be due to the presence of a pre-event suprathermal population generated in prior solar flares and CME-driven shocks that fill the inner heliosphere and act as seed population to be re-accelerated by a subsequent CME-driven shock [18]. Additionally, building on the effect of CMEs to SEP events, interactions of multiple CMEs have been proposed as an efficient accelerator of energetic particles [19–21]. Finally, it should be noted that the energy of SEPs can reach up to several GeV in some (rare) events, which in turn are sometimes energetic enough to penetrate through the Earth's magnetic field

and atmosphere and thus reach the ground. Thereby, these large SEP events are termed as ground level enhancements (GLEs) [22].

In a companion paper [4], the relationship between flares, CMEs and SEPs has been discussed and an extensive review of the present status of likely acceleration mechanisms is presented. In this paper, we focus on the high-energy SEP events (i.e. GLEs) (§1a), multi-spacecraft SEP events (§1b) and the forecasting and nowcasting of SEP events (§2). We finally conclude with several open issues, organized around what is still unknown, the need for new missions and the future of SEP event prediction (§3).

(a) Ground level enhancements

GLEs comprise the highest energy SEP events and constitute a class of events in which ions are accelerated to relativistic energies, causing a significant sudden increase of solar cosmic rays at ground level, as detected by e.g. neutron monitors (NMs) [23,24] (figure 1a). In particular, by definition a GLE requires a clear intensity enhancement registered by at least two differently located NMs [25]. These high-energy SEP events are also recorded by spacecraft in the IP space covering a wide energy range (from tens of MeV up to a few GeV) [26]. From 1942 up to 2018, 72 GLEs¹ have been recorded [22]. The onsets of these events are closely related to the processes of particle acceleration at the Sun, and the role of IP transport is considered to be minimal (scatter-free propagation). Therefore GLEs are excellent candidates to unfold long-standing issues on the particle acceleration at the Sun and to pinpoint their parent solar drivers. As a result, detailed case studies have been conducted on a number of individual GLEs, mostly using NM and near Earth space measurements [24,27–37]. However, the conditions and processes that are responsible for these extreme SEP events are not yet fully understood [29,38,39].

GLEs are rare (approx. 1 per year), unlike the most abundant regular SEP events that typically reach lower energies (see, for example, the statistics of greater than 25 MeV proton events collected over five solar cycles by Richardson *et al.* [40]). At the same time, GLEs last from tens of minutes to hours, whereas large gradual SEPs can last for several days. Relativistic particle events are usually accompanied by both strong solar flares and fast and wide CMEs. Therefore, the identification of the origin of GLEs is still an open issue. However, the unusual morphology of GLEs suggests two components: a *prompt* (PC) one (associated with solar flare signatures), which is highly beamed followed by a *delayed* component DC (which is composed of shock/CME accelerated particles) [32,33]. In particular, these studies concluded that the spectra of the PC and DC components approximated exponentials and power laws in energy, respectively. Furthermore, they showed that the PC was accelerated in electric fields associated with magnetic reconnection in the solar corona [38] and the DC due to stochastic acceleration in turbulent solar plasma in the outward expanding CME [33]. Thereby, signatures of both major accelerators have been identified in the measurements of GLEs by NMs. Once the first arriving particles (at GeV energies) recorded at NMs give rise to a GLE event, the bulk of the MeV protons follow (figure 1b). However, spacecraft measurements extend up to a few hundreds of MeV, while NMs respond to higher energy particles ($E \geq 433$ MeV), creating a *critical gap* between both energy ranges. Detectors like the Payload for Antimatter Matter Exploration and Light-nuclei Astrophysics (PAMELA) [41,42] and the Alpha Magnetic Spectrometer (AMS02) [43] have bridged this gap quite recently, providing a representative spectrum of high-energy SEP events [44]. Such instruments and their corresponding measurements provide—for the first time—good accuracy for the identification of spectral features at moderate (approx. 80 MeV) and high energies (a few GeV), giving ground to important constraints for current SEP models. Additionally, such observations allow the relationship between low- and high-energy particles to be investigated, enabling a clearer view of the SEP origin [42]. Over the past few years, a large number (greater than 25) of greater than or equal to 500 MeV SEP events have been recorded by spacecraft (e.g. the Electron Proton and Helium Instrument (EPHIN) onboard the Solar and Heliospheric Observatory (SOHO)

¹<http://gle.oulu.fi/>.

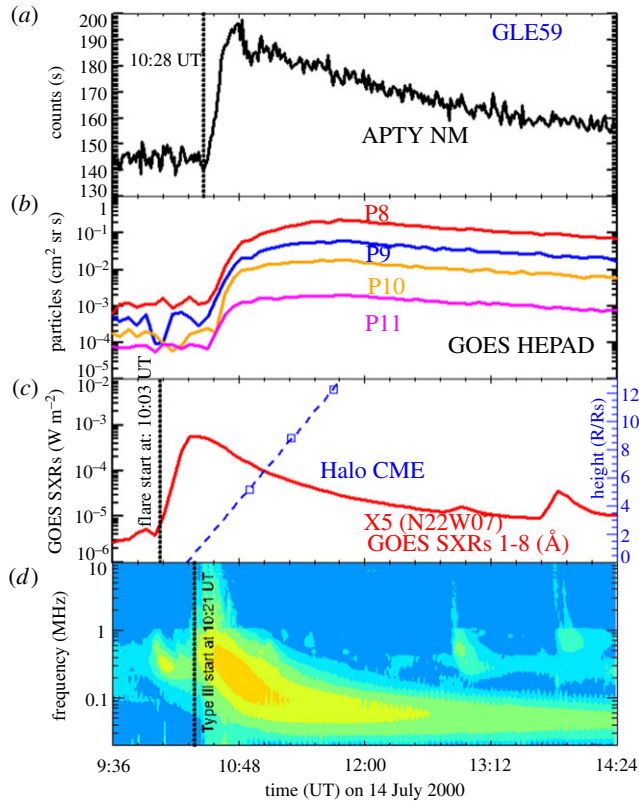


Figure 1. The large SEP/GLE59 on 14 July 2000. From (a) to (d): The counting rate of the Apatity (APTY) NM. The black dashed vertical line corresponds to the onset time for this event; the GOES/ High Energy Proton and Alpha Detector (HEPAD) proton flux at P8 (330–420 MeV), P9 (420–510 MeV), P10 (510–700 MeV) and P11 (greater than 700 MeV) (red, blue, orange and magenta lines, respectively). The SXR flux observed by GOES, denoting an X5 solar flare at N22W07 (red curve; left axis). The black dashed vertical line corresponds to the start time of the solar flare. The dashed blue line provides the height-time plot of the CME leading edge observed by SOHO/LASCO (blue line; right axis), extrapolated back to the surface of the Sun. The radio flux observed by Wind/WAVES. The dashed black line corresponds to the start time of the identified type III burst.

and the High Energy Proton and Alpha Detector (HEPAD) onboard Geostationary Operational Environmental Satellites (GOES)) [45,46] without a clear trace at NM recordings, apart from a few cases that were spotted by NMs situated at high-latitude polar locations [47]. Virtually all GLEs are accompanied by major SEP events at lower energies; therefore, such events have the advantage of providing identifications over a large energy span (from a few MeV up to a few GeV). This means, on the one hand, we record typical GLEs, and on the other hand we measure mildly relativistic SEP events, that are often named sub-GLEs [25] or small-GLEs [48,49]. These high-energy SEP events constitute a new addition to the puzzle of particle acceleration for high-energy SEP events, but at the same time offer new opportunities for a potential breakthrough in our understanding of energetic particle acceleration.²

In order to shed light on the particle acceleration mechanisms that take place during GLEs and to consider the new addition to this puzzle, i.e. sub-GLEs, it is highly important to use all observational evidence at hand. These processes include: (1) bringing together measurements of low-energy particles from spacecraft together with NM, PAMELA and AMS recordings [44], (2) connecting these particle measurements to their parent solar events [23,50], (3) applying comprehensive timing analysis [51,52] and (4) invoking modelling efforts [53–55] and critical

²<http://www.issibern.ch/teams/heroic/>.

understanding of the IP conditions and structures that affected the transport of these high-energy particles [56] to associate the processes of particle acceleration at the shock with the space and ground-base observations. This said, NMs provide vital, continuous context for space-based missions, leading to a better understanding of GLEs and providing the ability to compare with spectra derived from PAMELA, AMS, HEPAD and low-energy SEPs.

(b) Multi-spacecraft observations of solar energetic particle events

Studies of the IP medium began in the 1960s and missions usually included energetic particle detectors. Earlier, widely separated observations of SEPs from the Earth were made by Pioneers 6 and 7 during the late 1960s, providing evidence of the efficient longitudinal spreading of SEPs able to uniformly fill the inner heliosphere during the decay of intense SEP events [57]. The first landmark mission was the twin Helios A and B spacecraft in the 1970s and early 1980s that provided evidence for the efficiency of the CME shock acceleration in large SEP events [58,59]. Additionally, ^3He -rich measurements of impulsive solar particle events, originating from wave particle interactions during impulsive solar flares came into view [60,61]. Multi-spacecraft observations of SEPs by the two Helios and near-Earth spacecraft allowed us to investigate the radial and longitudinal dependences of particle intensities and intensity time profiles of the SEP events [62,63]. Later, the Ulysses mission provided the opportunity to detect SEP events at high heliographic latitudes and thus gave rise to observations of the three-dimensional heliosphere, inside ≈ 5 AU. The direct comparison of *in situ* SEP measurements near the ecliptic plane to the relevant observations of Ulysses at high latitudes, showed that regardless of the longitudinal, latitudinal and radial separation of the spacecraft, clear enhancements were present at both sites [64–67]. Furthermore, using multi-spacecraft measurements it has been shown that particle intensities measured in the decay phase of large SEP events by widely separated spacecraft evolve similarly in time [57], suggesting that in these periods the inner heliosphere is acting as a ‘reservoir’ [68]. One possible explanation of the formation of the reservoir is based on the trapping of particles behind the CME where spectra are uniform in space and decrease adiabatically in time as the magnetic bottle that contains them slowly expands [3]. However, the Ulysses observations revealed the three-dimensional nature of the reservoir effects in the heliosphere [66,69] and Dalla *et al.* [66] concluded that the presence of a shock is not necessary for creating the near-equality observed at Ulysses and near Earth decay phases, but that these observations are better explained by diffusion across the interplanetary magnetic field (IMF). Additionally, testing the ‘reservoir’ effect using multi-spacecraft measurements from ACE and Ulysses, Lario [69] concluded that cross-field diffusion and/or re-distribution of particles from beyond the spacecraft location may be the cause of the formation of particle reservoirs.

The Solar Terrestrial Relations Observatory (STEREO) mission (launched in late 2006) allows the multi-spacecraft detection of SEPs from different longitudes. figure 2 presents a multi-spacecraft event observed at L1 and by the two STEREO s/c in 11 October 2013 (DOY 284). The ‘reservoir’ effect is quite notable after 15 October 2013 (DOY 288), when particle intensities at the 3 s/c reached uniformity that lasted for approximately 8 days. Using the valuable datasets offered from STEREO, [70,71] confirmed that the shock formation and the connection of the observer’s footpoint to its flanks was linking the observed delays in the onset times and the shape of the intensity time profiles as previously observed [72,73] and modelled [74]. Consequently, the estimated solar release time (SRT) at each observation point within the heliosphere can be linked to the evolution of the CME-driven shock [53,75–77]. Moreover, cross-field diffusion processes in the solar corona and/or IP space [4] that allow particles injected from a narrow solar region to spread over a wide range of heliolongitudes can also be invoked to explain the longitudinal spread of SEPs [78,79]. At the same time, it was also shown that particles may undergo types of longitudinal transport such as corotation of flux tubes and longitudinal excursions of field lines that may explain the wide longitudinal extent of ^3He -rich events [80,81]. Lateral expansions of CME-driven shocks in the low corona have been invoked as a mechanism to inject particles onto a broad range of heliolongitudes [82]; however, the extent of the extreme ultraviolet (EUV)

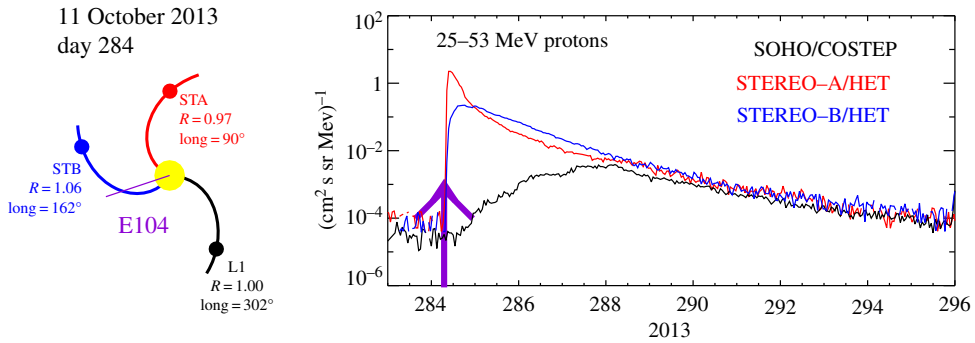


Figure 2. The right-hand side panel shows the intensity time-profiles for 25–53 MeV protons in the 11 October 2013 (DOY 284) event at SOHO (black), STEREO-A (red) and STEREO-B (blue). The ‘reservoir’ can be seen in the similarity of the time-profiles from 15 October 2013 (DOY 288) onwards. The left-hand side panel depicts the view from the north ecliptic pole showing the locations of STEREO-A (STA; red symbol), near-Earth spacecraft (L1; black symbol) and STEREO-B (STB; blue symbol). The heliocentric inertial longitude (Long) of each location is indicated in the figure. Also shown are nominal IMF lines connecting each spacecraft with the Sun (yellow circle at the centre, not to scale) considering the solar wind measured at the onset of the SEP event. The purple line indicates the longitude of the parent active region (E104 as seen from Earth).

waves in the corona (initially driven by the lateral expansion of CMEs) cannot be used as a proxy of the longitudinal extent of the SEP events in the inner heliosphere [75]. It should be noted that one of the major advances in the recent studies of multi-spacecraft events is the systematic usage of remote sensing and *in situ* measurements from L1 (SOHO), STEREO, ACE, Ulysses and Wind; but also MESSENGER [76], INTEGRAL and Rosetta [83], combined with the state-of-the-art modelling and ground-based measurements at Earth and/or Mars [84], all of which have provided new insights into the spatial distributions of SEP events.

2. Solar energetic particle events short- and long-term forecasting

High-energy particles both from the Sun and from outside the heliosphere (i.e. galactic cosmic rays) are a radiation hazard [85]. It is important to be able to predict the additional fluxes driven by solar eruptive events that are superimposed on the ever present cosmic ray background [86]. As stated in §1, the majority of SEPs are protons which reach energies up to the GeV range (i.e. GLEs) only on occasion. Thereby, although all GLEs are accompanied by major SEP events at lower energy, a considerable number of SEP events which can lead to a serious radiation risk are not accompanied by a GLE [87]. This highlights the fact that in the future an integration of the available forecasting tools from low-energy SEPs to relativistic GLEs should be made possible. Moreover, multi-spacecraft observations of SEPs, combined with the growing need for human exploration in space,³ gave ground to efforts for the accurate quantification and prediction of the radiation environment in other planets (e.g. Mars) [84], and within the IP space, in general [88]. In order to be able to achieve an early warning and to take mitigating actions against solar radiation storms, two basic questions should be addressed:

- (i) Will a solar eruptive event lead to an SEP event on the Earth or elsewhere in the heliosphere?
- (ii) Which characteristics of the parent solar event(s) can be used for the prediction of the properties of the SEP event in specific locations?

A series of concepts and structured efforts that aim at forecasting and/or nowcasting (i.e. short-term forecasting) SEP events has been put forward by the scientific community [3].

³<https://www.nasa.gov/directorates/heo/index.html>.

Such efforts, described in the next subsections, are roughly categorized as: (a) empirical or semi-empirical, (b) physics based and (c) other.

(a) Empirical or semi-empirical

Based on observational evidence and the understanding of the solar-terrestrial environment, empirical relations point to the underlying physical processes of the generation, injection, acceleration and propagation of SEPs. It is currently established that SEP events are typically routed to the Earth from a direction of 45° west of the direction of the Sun following the nominal Parker spiral IMF lines, pointing to the magnetic connection of the observer at the Earth to the site of particle release [6,89]. At the same time, halo and fast CMEs are usually the drivers of strong shocks that accelerate particles to higher energies [15,19,90]. Additionally, type III radio bursts indicate the release of particles into open magnetic field lines [91] and type II bursts are the tracers of shocks propagating in the IP medium [19]. Hence, using these critical observations several different concepts have been proposed and implemented by the scientific community to predict the occurrence and properties of SEP events.

The PROTONS algorithm is based on precursor information of $H\alpha$ flare location, time-integrated soft X-ray flux, peak of the soft X-ray flux and time of maximum, occurrence of type II and/or IV radio bursts. The output of PROTONS is a probability of the SEP occurrence and an estimation of the maximum proton flux at $E > 10$ MeV as well as the expected time of this peak intensity. This model is currently in use by the Space Weather Prediction Center (SWPC) at the National Oceanic Atmospheric Administration (NOAA) [92,93]. The Proton Prediction System (PPS), developed at the Air Force Research Laboratory (AFRL), uses signatures of solar flares such as the SXR intensity and location, a fixed time parameter (0.25 h after the flare's onset) for the injection of particles into the IP medium and a time-invariant longitudinal SEP intensity gradient of a factor of ≈ 10 /radian from the position of the parent solar flare [94,95]. This gradient attenuates the maximum particle intensity as the angular distance from the site of the flare increases [94]. Recent multi-spacecraft studies verified the fact that the largest SEP intensities are observed from spacecraft that are well connected to the parent solar event and that there is a longitudinal gradient that on average falls in approximately 45° [79,96]. PPS provides predictions of the probability of SEP occurrence, as well as time-intensity profiles of SEPs observed at 1 AU for a number of user adjustable energy ranges [95,97]. Based on the association of properties of hard and soft X-ray flares with subsequent SEP events, concepts that use either the relation between gradual hard X-ray flares and SEP events [98] or the ratio of the soft X-ray fluxes of the two X-ray wavebands in solar flare events, which yield the flare plasma temperature and emission measure, assuming a single temperature source [89,99], have been proposed [100]. It was recently shown that the ratio of the soft X-ray solar flare fluxes [99] constitutes a viable SEP event forecasting parameter [100]. A technique to provide short-term forecasting of SEPs based on flare location, flare size and evidence of particle acceleration/escape as parametrized by flare longitude, time-integrated soft X-ray intensity and time-integrated intensity of type III radio emission at ≈ 1 MHz, respectively, was proposed by Laurenza *et al.* [101]. This concept was recently re-validated and termed as: Empirical model for Solar Proton Events Real Time Alert (ESPERTA) [102], while it was further extended to the prediction of greater than or equal to S2 radiation storms [103].

At this point, one should note that the aforementioned concepts are built on the dominant idea of the 1970s and the 1980s that solar flares are the single drivers of SEP events (figure 3). Thereby, the usage of CME characteristics (velocity and width) as input parameters in SEP event short-term forecasting concepts is not yet completely exploitable. This is also due to the fact that when the CME is—especially—well connected to the SEP-observer, particles could be arriving at 1 AU, while the coronagraph observations required to estimate the CME parameters are still being accumulated (as evidenced e.g. by the snowstorm effect in SOHO/LASCO images due to particle impacts). However, since the peak particle intensity may only be reached several hours later [105], a timely prediction of the peak intensity may still be possible if a reliable CME speed can be determined from the available coronagraph images [106]. However, taking

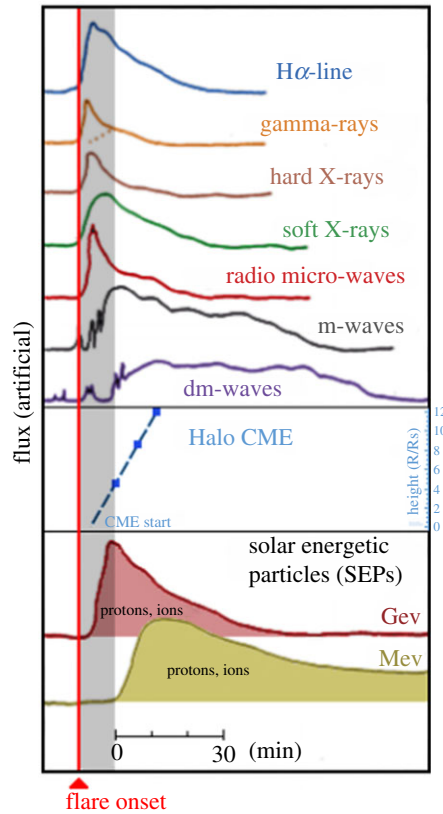


Figure 3. Timing of solar energetic particle (SEP) fluxes ranging from MeV to GeV energies (bottom panel), in context to the signatures of electromagnetic emissions across the spectrum, from gamma-rays to radio waves (top panel). The middle panel presents a corresponding artificial Halo CME though its height-time plot (with the relative y -axis on the right-hand side of the panel). The onset of the solar flare is indicated with a vertical red line and a corresponding triangle under the abscissa, which in turn depicts the time evolution. The ordinate provides the artificial flux of the EM emissions and resulting protons. The grey shaded area depicts the Δt between the start time of the SEP event at MeV energies and the onset of the solar flare. Figure adapted by Miroshnichenko [104] and modified.

into account both flare and CME characteristics (e.g. as a function of longitude and magnitude of the flare for halo CMEs), the COMESEP SEPForecast Tool⁴ incorporates the outputs of a detailed statistical analysis [107] utilizing CME inputs. Recently, [108] proposed a concept using CME characteristics alone, constructing 2D probabilities for the SEP occurrence and linear regressions for the expected SEP characteristics for a set of different energies.⁵ Richardson *et al.* [106] proposed a scheme for the prediction of the expected intensity of an SEP event at any location at a heliocentric distance of 1 AU, based on CME speed and width and the observation of related solar events. Finally, [109] showed that it is possible to build an operational SEP forecasting system using near-real time measurements from coronagraphs. Although this is a very promising possibility, it remains unexplored for a large number of events. It would potentially use ground-based coronagraph observations, timely enough to provide accurate SEP nowcasting.

Apart from the signatures of the parent solar eruptive events of SEP events, it has been shown that the *in situ* particle fluxes can be used for prognosis of forthcoming proton events. Posner [110]

⁴<http://comesep.aeronomy.be/alert/>.

⁵This was further used under the FORSPEF Tool (<http://tromos.space.noa.gr/forspef/>).

demonstrated the successful usage of near relativistic electron fluxes for the short-term forecasting of 30–50 MeV protons. The Relativistic Electron Alert System for Exploration (REleASE) concept is based on a matrix that maps the registered electron intensity to the expected intensity of the protons and thus provides a deterministic nowcasting of the expected proton flux at each moment of time [110]. Concepts are also built based on the arrival of relativistic protons ($E \geq 433$ MeV) at the Earth leading to GLEs providing consequent nowcasting of the arrival of lower energy particles in the IP space [87,111].

Methods that use the lag-correlation of the solar flare electromagnetic flux (soft X-rays) with the particle (differential and/or integral) flux recorded *in situ* near the Earth have been proposed (such concepts use the grey shaded area depicted in figure 3). In particular, a new method was proposed in [112] for the prediction of SEP events at $E > 10$ MeV, introducing the UMASEP concept. This scheme was further adapted to the prediction of SEP events at higher energies ($E > 100$ MeV [113] and $E > 500$ MeV [114]), while it has recently been used for the prediction of well-connected SEP events using the time lag between soft X-rays and near-relativistic electrons [115].

Finally, an additional number of concepts and schemes have been proposed by the scientific community focusing on the prediction of the expected SEP time-profile using simple fits [116] and exploring the possibility to establish an empirical algorithm for the SEP probability of occurrence taking into account the time delays from the peak time of the soft X-rays to the onset time of the SEP event [117]. Once a solar flare occurs on the solar disc, electromagnetic radiation is emitted virtually across the electromagnetic spectrum (see figure 3 for a simplified example). In more detail, during the early impulsive phase, electrons are accelerated to high energies and speeds resulting in radio bursts and hard X-rays. At the same time, the sequential gradual phase is clearly identified with soft X-rays. Thereby, most of the flare signatures have been used in several more concepts apart from those mentioned here above. In particular, Zucca *et al.* [118] presented the use of the UMASEP scheme, incorporating radio bursts instead of soft X-rays. Furthermore, Chertok *et al.* [119] proposed a relationship between the hardness of the proton spectrum and the microwave spectrum. However, this hypothesis was recently tested and its applicability is under debate.⁶

(b) Physics based

Approaches that fall under this category aim to model the acceleration and transport processes of SEP events. Broadly speaking, these approaches are based on the solution of an SEP transport equation for the distribution function of the energetic particles accelerated and injected at CME-driven shocks.

In more detail, the SOLar Particle Engineering Code (SOLPENCO) [120–122] is an operational tool able to predict the flux and cumulative fluence profiles of gradual SEP events associated with IP shocks, originating from the solar western limb to far eastern locations as seen at two heliocentric distances (either 0.4 AU or 1 AU). Its core is a database that contains a large number of pre-calculated synthetic gradual proton events flux profiles for different solar-interplanetary scenarios. These scenarios are characterized by: (i) the heliocentric distance of the spacecraft, (ii) the initial speed of the shock at 18 solar radii, (iii) the heliolongitude of the corresponding parent solar event (any value between W90 and E75), (iv) the propagation conditions of shock-accelerated particles and (v) 10 proton energy channels. This model assumes that the injection of shock-accelerated particles takes place at the point of the shock front magnetically connected to the observer (also called ‘cobpoint’ [123]). An empirical relation between the injection rate of shock-accelerated particles, and the normalized downstream-to-upstream plasma velocity jump at the cobpoint, is used as a separate functional description of the injection of particles at the travelling shock.

⁶https://www.hesperia.astro.noa.gr/WP2/Hesperia_task_2-2.pdf.

The Earth-Moon-Mars Radiation Environment Module (EMMREM) provides a tool that describes time-dependent radiation exposure in the Earth–Moon–Mars and IP space environments [124]. Concerning SEP events, EMMREM incorporates the Energetic Particle Radiation Environment Module (EPREM) which is coupled with MHD models [125] and provides energetic particle distributions along a three-dimensional Lagrangian grid of nodes that propagate out with the solar wind [126].

Another approach on SEP modelling, SEPMOD, brings together heliospheric simulation results from the ENLIL model, coupled with the WSA model of the coronal sources of the solar wind and a cone model for CMEs [127,128]. Making a step further from the assumption of the particle propagation taking place only along the magnetic field, a full three-dimensional physics-based model for simulating SEP propagation, Solar Particle Radiation SWx (SPARX), was presented by Marsh *et al.* [129]. Finally, a promising effort that couples a time-dependent three-dimensional MHD model of the inner heliosphere (i.e. the EUropean heliospheric FOrecasting Information Asset, EUFORIA) [130] to a newly developed numerical code that models the anisotropic three-dimensional propagation of SEPs in the IP space, was recently proposed [131, 132].

(c) Other

Several other techniques and concepts have been pursued by the scientific community, especially in the last couple of years, focusing on the automatic feature detection, using higher order regressions and machine-learning techniques. These include the usage of radio data through the identification of type II and III bursts applying a principal components analysis (PCA) [133]; the implementation of a concept to predict $E > 100$ MeV SEP events based on decision tree models that correlate the soft X-ray and proton flux measured *in situ* [134] and the creation of a promising index for the nowcasting of SEP events based on PCA and the application of logistic regression to a set of six (solar flare and CME characteristics) variables [135]. In addition, Engells *et al.* [136] presented the Space Radiation Intelligence System (SPRINTS) framework which incorporates several different expert-guided, statistical and machine-learned decision tree models; with the later one providing the most promising results in terms of SEP nowcasting.

Steps forward: Although many different concepts have been proposed by the scientific community, a common effort for standardization and inter-comparison was only recently put into effect by the NASA Community Coordinated Modeling Center (CCMC), under the SEP-scoreboard challenge.⁷ This initiative brings together many different models from (a), (b) and (c) and tries to compare either between real-time (short-term) forecasts or for several historical events. At the same time, using categorical scores/metrics, the typical goal of any forecasting (nowcasting) system is to achieve as low as possible false alarm rate (FAR) and therefore achieving reliable and as high as possible probability of detection (POD) and thus discriminate between SEP events and non-SEP events. Therefore, it is important to compare different concepts in order to identify advantages and limitations and thus upgrade the forecasting capabilities [137]. Additionally, the need for larger warning times led the efforts to move SEP forecasting and nowcasting from past single predictors to integrated/ensemble approaches with inter-related modules. In this direction, the Forecasting Solar Particle Events and Flares (FORSPEF) Tool incorporates different modules for the forecasting (pre-event) mode [138] and the nowcasting (post-event) mode [139]. Furthermore, in the former mode, a coupling of solar flare forecasting proxies (B_{eff} ⁸) to the establishment of the probability of SEP occurrence provides a forewarning up to 24 h in advance; while the latter mode includes modules for the prediction of SEP events based on solar flare and CME characteristics. In a similar direction, SPRINTS integrates pre-event data and forecasts from the MAG4 system [140] with post-event data in order to produce forecasts for solar-driven events [136].

⁷<https://ccmc.gsfc.nasa.gov/challenges/sep.php>.

⁸ B_{eff} is the effective connected magnetic field strength [138,139].

3. Open questions

The research on SEPs is still, after more than 70 years, at the forefront of the efforts of the Solar and the Heliospheric community. Although important progress has been achieved over the years, there are many parts of the puzzle that remain unsolved. In the coming years, new dedicated missions will certainly provide answers but will also create new questions. In the following, a list of the current open issues, together with the expectations from new missions and forecasting schemes, is presented.

— Challenges that still stand:

- (a) How well can we identify the particle sources? and How well can we describe the magnetic connection between the particle sources and the spacecraft that is going to detect the SEP event? Impulsive particle events are generally understood to be accelerated in flares, whereas CME-driven shock waves seem to produce most of the large gradual proton events [3]. However, several studies have provided evidence of a shift from this dichotomous paradigm. Since solar flares and fast CMEs almost always occur together and the impulsive phase of the flare (i.e. the phase of the flare with the strongest particle acceleration) often occurs in relatively close temporal connection with the formation of the CME-driven shock in the low corona (as seen from Height-Time plots, see figure 3) it is important to distinguish both processes. Additionally, high-energy particle acceleration occurs in the low corona where CME-driven shock identification is challenging and conditions for particle acceleration are unknown (seed particle populations, injection processes, turbulence, shock properties, see [4]). Evidently, particle acceleration mechanisms early in the event are challenging to infer based on timing of the SEP event onsets at 1 AU and compared to the time histories of EM emissions from non-thermal particles interacting with the solar atmosphere [2,6].
- (b) How do coronal and interplanetary transport processes modify the properties of the injected population? Energetic particles transported in the IP medium are affected by a number of processes which complicate the interpretation of their origin and history. The intensity time profiles and the energy spectra of an SEP event can, in principle, be representative of the source spectra. However, intervening IP structures, disturbed IP medium and magnetic turbulence are factors that affect the transport of SEPs [56,141]. In particular, magnetic turbulence facilitates the SEP transport perpendicular to the mean magnetic field by either transporting the magnetic field lines themselves or allowing particles to diffuse with respect to actual field lines through turbulent drifts and scattering processes [4].
- (c) Where are the highest energy SEP protons accelerated? The number of fast CMEs, driving strong shock waves in the solar corona, is significantly larger than the number of relativistic particle events (i.e. GLEs) actually observed and it is presently an open question as to which properties of the shock or the ambient medium (if any) can make a fast CME efficient in accelerating particles to high energies. In addition, the acceleration of GeV particles in solar flares has been quantitatively diagnosed using hard X-ray (HXR)/ γ -ray observations. In particular, when ions over a few hundred MeV/nuc are produced in a solar flare, nuclear interactions with the ambient medium produce secondary pions whose decay leads to a broadband continuum at photon energies above 10 MeV and also secondary neutrons [142–145]. Thereby, the γ -ray and neutron measurements can be used as probes of energetic ions accelerated in solar flares [146]. Moreover, several explanations have been proposed for the observed relativistic particle fluxes, e.g. (i) the dominant role of the magnetic connection that must be established between the observer and the relevant source region [34,42,53]—this is normally attributed to the longitude and the latitude of the source [34], as well as the CME-driven shock evolution [53]; (ii) the coronal

shock geometry that may favour acceleration at different parts of the shock [53,147]; or (iii) the twin-CME scenario [148].

- Why do we need new missions and what should we expect in the near future?
From Helios to STEREO, multi-spacecraft measurements have provided unprecedented opportunities to understand the injection, acceleration and propagation of SEPs and to further enhance our knowledge on solar-terrestrial relations. Thereby, the exploration of the solar corona and the inner heliosphere with the state-of-the-art sensors on board missions such as Parker Solar Probe, PSP (<http://parkersolarprobe.jhuapl.edu/>; [149]) which was launched on 12 August 2018 and Solar Orbiter, SoLO (<http://sci.esa.int/solar-orbiter/>; [150]), which will be launched in the coming years, is expected to provide a closer connection between the SEP timing—due to the reduced distortion by the interplanetary transport—and the time profiles of the EM emissions. Hence, we will be able to shed light on several of the challenges that still stand.
- What is the future of SEP forecasting?
Most of the prediction schemes have been already used by the scientific community. An integrated system that mimics (different energies, thresholds, needs) terrestrial weather forecasting is the immediate future step. It was clearly demonstrated in this work that different predictors incorporate different concepts and thus have different advantages and limitations. Thereby, an integrated system that will combine in practice several different predictors ranging from Empirical (a), to Physics based (b) and Other higher order mathematical concepts (c) seems to be a realistic future step.⁹

Data accessibility. This article has no additional data.

Authors' contributions. A.A., A.P. and D.L. oversaw the writing of the manuscript. A.A. contributed to §1. D.L. and A.P. directly contributed to subsections 1-b and 1-a. A.P. led the writing of §2, in close collaboration with A.K., A.P., D.L., A.V., A.A. and A.K. contributed to §3. All authors have read and approved the manuscript.

Competing interests. We declare we have no competing interests.

Funding. Part of this study was funded by the European Union (European Social Fund) and the Greek national funds through the Operational Program 'Education and Lifelong Learning' of the National Strategic Reference Framework Research Funding Program: Thales. Investing in Knowledge society through the European Social Fund. D.L. was supported by NASA LWS grant no. NNX15D03G and NASA HGI grant no. NNX16AF73G.

Acknowledgements. The CME Catalog used in this work is generated and maintained at the CDAW Data Center by NASA and The Catholic University of America in cooperation with the Naval Research Laboratory. SOHO is a project of international cooperation between ESA and NASA. NOAA GOES SEM data were downloaded from: <http://www.ngdc.noaa.gov/stp/satellite/goes/dataaccess.html>. Details on the satellite and instruments are available in the GOES N Series Data Book available at: http://satdat.ngdc.noaa.gov/sem/goes/goes_docs/nop/GOES_N_Series_Databook_rev-D.pdf. We acknowledge the NMDB database (www.nmdb.eu), founded under the European Union's FP7 programme (contract no. 213007) for providing data. A.A. received partial support by the PROTEAS II project (MIS 5002515), which is implemented under the 'Reinforcement of the Research and Innovation Infrastructure' action, funded by the 'Competitiveness, Entrepreneurship and Innovation' operational programme (NSRF 2014-2020) and is co-financed by Greece and the European Union (European Regional Development Fund). The present work benefited from discussions held at the International Space Science Institute (ISSI, Bern, Switzerland) within the frame of the international team 'High Energy Solar Particle Events Analysis (HEROIC)' led by Dr A. Papaioannou.

References

1. Reames DV. 2015 What are the sources of solar energetic particles? Element abundances and source plasma temperatures. *Space Sci. Rev.* **194**, 303–327. (doi:10.1007/s11214-015-0210-7)
2. Desai M, Giacalone J. 2016 Large gradual solar energetic particle events. *Living Rev. Sol. Phys.* **13**, 3. (doi:10.1007/s41116-016-0002-5)

⁹<http://tromos.space.noa.gr/aspecs/>.

3. Reames DV (ed.) 2017 *Solar energetic particles*. Lecture Notes in Physics, vol. 932. Berlin, Germany: Springer.
4. Vlahos L, Anastasiadis A, Papaioannou A, Kouloumvakos A, Isliker H. 2018 On the coronal sources for solar energetic particles. *RSTA*.
5. Klein KL, Trottet G. 2001 The origin of solar energetic particle events: coronal acceleration versus shock wave acceleration. *Space Sci. Rev.* **95**, 215–225. (doi:10.1023/A:1005236400689)
6. Klein KL, Dalla S. 2017 Acceleration and propagation of solar energetic particles. *Space Sci. Rev.* **212**, 1107–1136. (doi:10.1007/s11214-017-0382-4)
7. Cliver EW, Forrest DJ, Cane HV, Reames DV, McGuire RE, von Roseninge TT, Kane SR, MacDowall RJ. 1989 Solar flare nuclear gamma-rays and interplanetary proton events. *ApJ* **343**, 953–970. (doi:10.1086/167765)
8. Kahler S. 1994 Injection profiles of solar energetic particles as functions of coronal mass ejection heights. *ApJ* **428**, 837–842. (doi:10.1086/174292)
9. Nindos A, Alissandrakis CE, Hillaris A, Preka-Papadema P. 2011 On the relationship of shock waves to flares and coronal mass ejections. *Astron. Astrophys.* **531**, A31. (doi:10.1051/0004-6361/201116799)
10. Kouloumvakos A, Nindos A, Valtonen E, Alissandrakis CE, Malandraki O, Tsitsipis P, Kontogeorgos A, Moussas X, Hillaris A. 2015 Properties of solar energetic particle events inferred from their associated radio emission. *Astron. Astrophys.* **580**, A80. (doi:10.1051/0004-6361/201424397)
11. Reames DV. 1999 Particle acceleration at the Sun and in the heliosphere. *Space Sci. Rev.* **90**, 413–491. (doi:10.1023/A:1005105831781)
12. Cane HV, McGuire RE, von Roseninge TT. 1986 Two classes of solar energetic particle events associated with impulsive and long-duration soft X-ray flares. *ApJ* **301**, 448–459. (doi:10.1086/163913)
13. Cane HV, Lario D. 2006 An introduction to CMEs and energetic particles. *Space Sci. Rev.* **123**, 45–56. (doi:10.1007/s11214-006-9011-3)
14. Cane HV, Richardson IG, von Roseninge TT. 2010 A study of solar energetic particle events of 1997–2006: their composition and associations. *J. Geophys. Res. (Space Phys.)* **115**, A08101. (doi:10.1029/2009JA014848)
15. Papaioannou A, Sandberg I, Anastasiadis A, Kouloumvakos A, Georgoulis MK, Tziotziou K, Tsiropoula G, Jiggins P, Hilgers A. 2016 Solar flares, coronal mass ejections and solar energetic particle event characteristics. *J. Space Weather Space Climate* **6**, A42. (doi:10.1051/swsc/2016035)
16. Cane HV, von Roseninge TT, Cohen CMS, Mewaldt RA. 2003 Two components in major solar particle events. *Geophys. Res. Lett.* **30**, 8017. (doi:10.1029/2002GL016580)
17. Tylka AJ, Cohen CMS, Dietrich WF, Lee MA, MacLennan CG, Mewaldt RA, Ng CK, Reames DV. 2005 Shock geometry, seed populations, and the origin of variable elemental composition at high energies in large gradual solar particle events. *Astrophys. J.* **625**, 474–495. (doi:10.1086/429384)
18. Mewaldt R, Mason G, Cohen C. 2012 The dependence of solar energetic particle fluences on suprathermal seed-particle densities. In *AIP Conf. Proc.*, vol. 1500, pp. 128–133. New York, NY: AIP.
19. Gopalswamy N, Yashiro S, Krucker S, Stenborg G, Howard RA. 2004 Intensity variation of large solar energetic particle events associated with coronal mass ejections. *J. Geophys. Res. (Space Phys.)* **109**, A12105. (doi:10.1029/2004JA010602)
20. Kahler SW, Vourlidas A. 2014 Do interacting coronal mass ejections play a role in solar energetic particle events? *Astrophys. J.* **784**, 47. (doi:10.1088/0004-637X/784/1/47)
21. Lugaz N, Temmer M, Wang Y, Farrugia CJ. 2017 The interaction of successive coronal mass ejections: a review. *Solar Phys.* **292**, 64. (doi:10.1007/s11207-017-1091-6)
22. Forbush SE. 1946 Three unusual cosmic-ray increases possibly due to charged particles from the sun. *Phys. Rev.* **70**, 771–772. (doi:10.1103/PhysRev.70.771)
23. Nitta NV, Liu Y, DeRosa ML, Nightingale RW. 2012 What are special about ground-level events? Flares, CMEs, active regions and magnetic field connection. *Space Sci. Rev.* **171**, 61–83. (doi:10.1007/s11214-012-9877-1)
24. Papaioannou A, Souvatzoglou G, Paschalis P, Gerontidou M, Mavromichalaki H. 2014 The first ground-level enhancement of solar cycle 24 on 17 May 2012 and its real-time detection. *Solar Phys.* **289**, 423–436. (doi:10.1007/s11207-013-0336-2)

25. Poluianov SV, Usoskin IG, Mishev AL, Shea MA, Smart DF. 2017 GLE and sub-GLE redefinition in the light of high-altitude polar neutron monitors. *Solar Phys.* **292**, 176. (doi:10.1007/s11207-017-1202-4)
26. He J, Rodriguez JV. 0000 Onsets of solar proton events in satellite and ground level observations: a comparison. *Space Weather* **16**, 245–260. (doi:10.1002/2017SW001743.)
27. Belov AV, Bieber JW, Eroshenko EA, Evenson P, Gvozdevsky BB, Pchelkin VV, Pyle R, Vashenyuk VE, Yanke VG. 2001 The ‘bastille day’; GLE 14 July, 2000 as observed by the worldwide neutron monitor network. In *Int. Cosmic Ray Conf.*, vol. 8. p. 3446.
28. Cliver EW. 2006 The unusual relativistic solar proton events of 1979 August 21 and 1981 May 10. *Astrophys. J.* **639**, 1206–1217. (doi:10.1086/499765)
29. Bombardieri DJ, Michael KJ, Duldig ML, Humble JE. 2007 Relativistic proton production during the 2001 April 15 solar event. *Astrophys. J.* **665**, 813–823. (doi:10.1086/519514)
30. Miroshnichenko LI, Perez-Peraza JA. 2008 Astrophysical aspects in the studies of solar cosmic rays. *Int. J. Mod. Phys. A* **23**, 1–141. (doi:10.1142/S0217751X08037312)
31. Matthiä D, Heber B, Reitz G, Meier M, Sihver L, Berger T, Herbst K. 2009 Temporal and spatial evolution of the solar energetic particle event on 20 January 2005 and resulting radiation doses in aviation. *J. Geophys. Res. (Space Phys.)* **114**, A08104. (doi:10.1029/2009JA014125)
32. Vashenyuk EV, Balabin YV, Gvozdevsky BB. 2011 Features of relativistic solar proton spectra derived from ground level enhancement events (GLE) modeling. *Astrophys. Space Sci. Trans.* **7**, 459–463. (doi:10.5194/astra-7-459-2011)
33. Moraal H, McCracken KG. 2012 The time structure of ground level enhancements in solar cycle 23. *Space Sci. Rev.* **171**, 85–95. (doi:10.1007/s11214-011-9742-7)
34. Gopalswamy N, Xie H, Akiyama S, Yashiro S, Usoskin IG, Davila JM. 2013 The first ground level enhancement event of solar cycle 24: direct observation of shock formation and particle release heights. *Astrophys. J. Lett.* **765**, L30. (doi:10.1088/2041-8205/765/2/L30)
35. Mishev AL, Kocharov LG, Usoskin IG. 2014 Analysis of the ground level enhancement on 17 May 2012 using data from the global neutron monitor network. *J. Geophys. Res. (Space Phys.)* **119**, 670–679. (doi:10.1002/2013JA019253)
36. Mishev A, Usoskin I. 2016 Analysis of the ground-level enhancements on 14 July 2000 and 13 December 2006 using neutron monitor data. *Solar Phys.* **291**, 1225–1239. (doi:10.1007/s11207-016-0877-2)
37. Mishev A, Usoskin I, Raukunen O, Paassilta M, Valtonen E, Kocharov L, Vainio R. 2018 First analysis of ground-level enhancement (GLE) 72 on 10 September 2017: spectral and anisotropy characteristics. *Solar Phys.* **293**, 136. (doi:10.1007/s11207-018-1354-x)
38. Aschwanden MJ. 2012 GeV particle acceleration in solar flares and ground level enhancement (GLE) events. *Space Sci. Rev.* **171**, 3–21. (doi:10.1007/s11214-011-9865-x)
39. Shea MA, Smart DF. 2012 Space weather and the ground-level solar proton events of the 23rd solar cycle. *Space Sci. Rev.* **171**, 161–188. (doi:10.1007/s11214-012-9923-z)
40. Richardson IG, von Rosenvinge TT, Cane HV. 2017 25 MeV solar proton events in Cycle 24 and previous cycles. *Adv. Space Res.* **60**, 755–767. (doi:10.1016/j.asr.2016.07.035)
41. Bazilevskaya GA *et al.* 2013 Solar energetic particle events in 2006–2012 in the PAMELA experiment data. In *Journal of Physics Conf. Series. Journal of Physics Conf. Series*, p. 012188. (doi:10.1088/1742-6596/409/1/012188)
42. Bruno A *et al.* 2018 Solar energetic particle events observed by the PAMELA mission. *Astrophys. J.* **862**, 97. (doi:10.3847/1538-4357/aacc26)
43. Bindi V, AMS-02 Collaboration. 2015 Solar energetic particles measured by AMS-02. In *34th Int. Cosmic Ray Conf. (ICRC2015). Int. Cosmic Ray Conf.*, vol. 34, p. 10.
44. Whitman K, Bindi V, Consolandi C, Corti C, Yamashiro B. 2017 Implications of improved measurements of the highest energy SEPs by AMS and PAMELA. *Adv. Space Res.* **60**, 768–780. (doi:10.1016/j.asr.2017.02.042)
45. Kühl P, Dresing N, Heber B, Klassen A. 2017 Solar energetic particle events with protons above 500 MeV between 1995 and 2015 measured with SOHO/EPHIN. *Solar Phys.* **292**, 10. (doi:10.1007/s11207-016-1033-8)
46. Vainio R, Raukunen O, Tylka AJ, Dietrich WF, Afanasiev A. 2017 Why is solar cycle 24 an inefficient producer of high-energy particle events? *Astron. Astrophys.* **604**, A47. (doi:10.1051/0004-6361/201730547.)

47. Mishev A, Poluianov S, Usoskin I. 2017 Assessment of spectral and angular characteristics of sub-GLE events using the global neutron monitor network. *J. Space Weather Space Climate* **7**, A28. (doi:10.1051/swsc/2017026)
48. Thakur N, Gopalswamy N, Xie H, Mäkelä P, Yashiro S, Akiyama S, Davila JM. 2014 Ground level enhancement in the 2014 January 6 solar energetic particle event. *Astrophys. J. Lett.* **790**, L13. (doi:10.1088/2041-8205/790/1/L13)
49. Li C, Miroshnichenko LI, Sdobnov VE. 2016 Small ground-level enhancement of 6 January 2014: acceleration by CME-driven shock? *Solar Phys.* **291**, 975–987. (doi:10.1007/s11207-016-0871-8)
50. Tylka AJ, Dietrich WF. 2010 Ground-level enhanced (GLE) solar particle events at solar minimum. In *SOHO-23: Understanding a Peculiar Solar Minimum* (eds SR Cranmer, JT Hoeksema, JL Kohl). Astronomical Society of the Pacific Conference Series, vol. 428, p. 329.
51. Reames DV. 2009 Solar energetic-particle release times in historic ground-level events. *Astrophys. J.* **706**, 844–850. (doi:10.1088/0004-637X/706/1/844)
52. Reames DV. 2009 Solar release times of energetic particles in ground-level events. *Astrophys. J.* **693**, 812–821. (doi:10.1088/0004-637X/693/1/812)
53. Rouillard AP *et al.* 2016 Deriving the properties of coronal pressure fronts in 3D: application to the 2012 May 17 ground level enhancement. *Astrophys. J.* **833**, 45. (doi:10.3847/1538-4357/833/1/45)
54. Raukunen O *et al.* 2018 Two solar proton fluence models based on ground level enhancement observations. *J. Space Weather Space Climate* **8**, A04. (doi:10.1051/swsc/2017031)
55. Afanasiev A, Vainio R, Rouillard AP, Battarbee M, Aran A, Zucca P. 2018 Modelling of proton acceleration in application to a ground level enhancement. *Astron. Astrophys.* **614**, A4. (doi:10.1051/0004-6361/201731343)
56. Masson S, Démoulin P, Dasso S, Klein KL. 2012 The interplanetary magnetic structure that guides solar relativistic particles. *Astron. Astrophys.* **538**, A32. (doi:10.1051/0004-6361/201118145)
57. McKibben RB. 1972 Azimuthal propagation of low-energy solar-flare protons as observed from spacecraft very widely separated in solar azimuth. *J. Geophys. Res.* **77**, 3957. (doi:10.1029/JA077i022p03957)
58. Kallenrode MB. 1996 A statistical survey of 5-MeV proton events at transient interplanetary shocks. *J. Geophys. Res.* **101**, 24 393–24 410. (doi:10.1029/96JA01897)
59. Kallenrode MB. 1997 A Statistical study of the spatial evolution of shock acceleration efficiency for 5 MeV protons and subsequent particle propagation. *J. Geophys. Res.* **102**, 22 335–22 346. (doi:10.1029/97JA02035)
60. Hempe H, Müller-Mellin R, Kunow H, Wibberenz G. 1979 Measurement of ³He - rich flares onboard HELIOS 1 and 2. In *International Cosmic Ray Conf.*, vol. 5, p. 95.
61. Reames DV, Kallenrode MB, Stone RG. 1991 Multispacecraft observations of solar (He-3)-rich events. *Astrophys. J.* **380**, 287–292. (doi:10.1086/170585)
62. Wibberenz G, Cane HV. 2006 Multi-spacecraft observations of solar flare particles in the inner heliosphere. *Astrophys. J.* **650**, 1199–1207. (doi:10.1086/506598)
63. Lario D, Kallenrode MB, Decker RB, Roelof EC, Krimigis SM, Aran A, Sanahuja B. 2006 Radial and longitudinal dependence of solar 4–13 and 27–37 MeV proton peak intensities and fluences: helios and IMP 8 observations. *Astrophys. J.* **653**, 1531–1544. (doi:10.1086/508982)
64. Lario D *et al.* 2000 Energetic proton observations at 1 and 5 au: 2. Rising phase of the solar cycle 23. *J. Geophys. Res.* **105**, 18 251–18 274.
65. McKibben RB *et al.* 2003 Ulysses COSPIN observations of cosmic rays and solar energetic particles from the South Pole to the North Pole of the Sun during solar maximum. *Ann. Geophys.* **21**, 1217–1288. (doi:10.5194/angeo-21-1217-2003)
66. Dalla S *et al.* 2003 Properties of high heliolatitude solar energetic particle events and constraints on models of acceleration and propagation. *Geophys. Res. Lett.* **30**, 8035. (doi:10.1029/2003GL017139)
67. Lario D, Decker RB, Roelof EC, Reisenfeld DB, Sanderson TR. 2004 Low-energy particle response to CMEs during the Ulysses solar maximum northern polar passage. *J. Geophys. Res. (Space Phys.)* **109**, A01107. (doi:10.1029/2003JA010071)

68. Roelof EC, Gold RE, Simnett GM, Tappin SJ, Armstrong TP, Lanzerotti LJ. 1992 Low-energy solar electrons and ions observed at ULYSSES February-April, 1991 - The inner heliosphere as a particle reservoir. *Geophys. Res. Lett.* **19**, 1243–1246. (doi:10.1029/92GL01312)
69. Lario D. 2010 Heliospheric energetic particle reservoirs: ulysses and ACE 175–315 keV electron observations. In *Twelfth Int. Solar Wind Conf.*, vol. 1216, pp. 625–628.
70. Rouillard AP *et al.* 2011 Interpreting the properties of solar energetic particle events by using combined imaging and modeling of interplanetary shocks. *Astrophys. J.* **735**, 7. (doi:10.1088/0004-637X/735/1/7)
71. Rouillard AP *et al.* 2012 The longitudinal properties of a solar energetic particle event investigated using modern solar imaging. *Astrophys. J.* **752**, 44. (doi:10.1088/0004-637X/752/1/44)
72. Cane HV, Reames DV, von Rosenvinge TT. 1988 The role of interplanetary shocks in the longitude distribution of solar energetic particles. *J. Geophys. Res.* **93**, 9555–9567. (doi:10.1029/JA093iA09p09555)
73. Reames DV, Barbier LM, Ng CK. 1996 The spatial distribution of particles accelerated by coronal mass ejection-driven shocks. *Astrophys. J.* **466**, 473. (doi:10.1086/177525)
74. Lario D, Sanahuja B, Heras AM. 1998 Energetic particle events: efficiency of interplanetary shocks as $50 \text{ keV} < E < 100 \text{ MeV}$ proton accelerators. *Astrophys. J.* **509**, 415–434. (doi:10.1086/306461)
75. Lario D, Raouafi NE, Kwon RY, Zhang J, Gómez-Herrero R, Dresing N, Riley P. 2014 The solar energetic particle event on 2013 April 11: an investigation of its solar origin and longitudinal spread. *Astrophys. J.* **797**, 8. (doi:10.1088/0004-637X/797/1/8)
76. Lario D *et al.* 2016 Longitudinal properties of a widespread solar energetic particle event on 2014 February 25: evolution of the associated CME shock. *Astrophys. J.* **819**, 72. (doi:10.3847/0004-637X/819/1/72)
77. Lario D, Kwon RY, Riley P, Raouafi NE. 2017 On the link between the release of solar energetic particles measured at widespread heliolongitudes and the properties of the associated coronal shocks. *Astrophys. J.* **847**, 103. (doi:10.3847/1538-4357/aa89e3)
78. Dresing N, Gómez-Herrero R, Klassen A, Heber B, Kartavykh Y, Dröge W. 2012 The large longitudinal spread of solar energetic particles during the 17 January 2010 solar event. *Solar Phys.* **281**, 281–300. (doi:10.1007/s11207-012-0049-y)
79. Dresing N, Gómez-Herrero R, Heber B, Klassen A, Malandraki O, Dröge W, Kartavykh Y. 2014 Statistical survey of widely spread out solar electron events observed with stereo and ace with special attention to anisotropies. *Astron. Astrophys.* **567**, A27. (doi:10.1051/0004-6361/201423789)
80. Wiedenbeck ME, Mason GM, Cohen CMS, Nitta NV, Gómez-Herrero R, Haggerty DK. 2013 Observations of solar energetic particles from ^3He -rich events over a wide range of heliographic longitude. *Astrophys. J.* **762**, 54. (doi:10.1088/0004-637X/762/1/54)
81. Giacalone J, Jokipii JR. 2012 The longitudinal transport of energetic ions from impulsive solar flares in interplanetary space. *Astrophys. J. Lett.* **751**, L33. (doi:10.1088/2041-8205/751/2/L33)
82. Gómez-Herrero R *et al.* 2015 Circumsolar energetic particle distribution on 2011 November 3. *Astrophys. J.* **799**, 55. (doi:10.1088/0004-637X/799/1/55)
83. Georgoulis MK, Papaioannou A, Sandberg I, Anastasiadis A, Daglis IA, Rodríguez-Gasén R, Aran A, Sanahuja B, Nieminen P. 2018 Analysis and interpretation of inner-heliospheric SEP events with the ESA standard radiation environment monitor (SREM) onboard the integral and Rosetta missions. *J. Space Weather Space Climate* **8**, A40. (doi:10.1051/swsc/2018027)
84. Guo J *et al.* 2018 Modeling the evolution and propagation of 10 September 2017 CMEs and SEPs arriving at Mars constrained by remote sensing and in situ measurement. *Space Weather* **16**, 1156–1169. (doi:10.1029/2018SW001973)
85. Hapgood M. 2017 *Space Weather*. Bristol, UK: IOP Publishing. (doi:10.1088/978-0-7503-1372-8)
86. Durante M, Cucinotta F. 2011 Physical basis of radiation protection in space travel. *Rev. Mod. Phys.* **83**, 1245–1281. (doi:10.1103/RevModPhys.83.1245)
87. Souvatzoglou G, Papaioannou A, Mavromichalaki H, Dimitroulakos J, Sarlanis C. 2014 Optimizing the real-time ground level enhancement alert system based on

- neutron monitor measurements: introducing GLE alert plus. *Space Weather* **12**, 633–649. (doi:10.1002/2014SW001102)
88. Schwadron N *et al.* 2007 Earth-moon-Mars radiation environment module (EMMREM). In *2007 IEEE Aerospace Conf.*, pp. 1–10. IEEE.
 89. Belov A, Garcia H, Kurt V, Mavromichalaki H, Gerontidou M. 2005 Proton enhancements and their relation to the x-ray flares during the three last solar cycles. *Solar Phys.* **229**, 135–159. (doi:10.1007/s11207-005-4721-3)
 90. Kahler SW. 2001 The correlation between solar energetic particle peak intensities and speeds of coronal mass ejections: effects of ambient particle intensities and energy spectra. *J. Geophys. Res.* **106**, 20 947–20 956. (doi:10.1029/2000JA002231)
 91. Klein KL, Krucker S, Lointier G, Kerdraon A. 2008 Open magnetic flux tubes in the corona and the transport of solar energetic particles. *Astron. Astrophys.* **486**, 589–596. (doi:10.1051/0004-6361:20079228)
 92. Balch CC. 1999 SEC proton prediction model: verification and analysis. *Radiat. Meas.* **30**, 231–250. (doi:10.1016/S1350-4487(99)00052-9)
 93. Balch CC. 2008 Updated verification of the Space Weather Prediction Center’s solar energetic particle prediction model. *Space Weather* **6**, S01001. (doi:10.1029/2007SW000337)
 94. Smart DF, Shea MA. 1989 PPS-87 - A new event oriented solar proton prediction model. *Adv. Space Res.* **9**, 281–284. (doi:10.1016/0273-1177(89)90450-X)
 95. Kahler SW, Cliver EW, Ling AG. 2007 Validating the proton prediction system (PPS). *J. Atmos. Sol. Terr. Phys.* **69**, 43–49. (doi:10.1016/j.jastp.2006.06.009)
 96. Lario D, Aran A, Gómez-Herrero R, Dresing N, Heber B, Ho G, Decker R, Roelof E. 2013 Longitudinal and radial dependence of solar energetic particle peak intensities: stereo, ace, soho, goes, and messenger observations. *Astrophys. J.* **767**, 41. (doi:10.1088/0004-637X/767/1/41)
 97. Kahler SW, White SM, Ling AG. 2017 Forecasting $E > 50$ -MeV proton events with the proton prediction system (PPS). *J. Space Weather Space Climate* **7**, A27. (doi:10.1051/swsc/2017025)
 98. Garcia HA. 2004 Forecasting methods for occurrence and magnitude of proton storms with solar hard X rays. *Space Weather* **2**, S06003. (doi:10.1029/2003SW000035)
 99. Garcia HA. 2004 Forecasting methods for occurrence and magnitude of proton storms with solar soft X rays. *Space Weather* **2**, S02002. (doi:10.1029/2003SW000001)
 100. Kahler SW, Ling AG. 2018 Forecasting solar energetic particle (SEP) events with Flare X-ray peak ratios. *J. Space Weather Space Climate* **8**, A47. (doi:10.1051/swsc/2018033)
 101. Laurenza M, Cliver EW, Hewitt J, Storini M, Ling AG, Balch CC, Kaiser ML. 2009 A technique for short-term warning of solar energetic particle events based on flare location, flare size, and evidence of particle escape. *Space Weather* **7**, S04008. (doi:10.1029/2007SW000379)
 102. Alberti T, Laurenza M, Cliver EW, Storini M, Consolini G, Lepreti F. 2017 Solar activity from 2006 to 2014 and short-term forecasts of solar proton events using the ESPERTA model. *Astrophys. J.* **838**, 59. (doi:10.3847/1538-4357/aa5cb8)
 103. Laurenza M, Alberti T, Cliver EW. 2018 A short-term ESPERTA-based forecast tool for moderate-to-extreme solar proton events. *Astrophys. J.* **857**, 107. (doi:10.3847/1538-4357/aab712)
 104. Miroshnichenko LI (ed.) 2003 *Radiation hazard in space*. Astrophysics and Space Science Library, vol. 297. (doi:10.1007/978-94-017-0301-7)
 105. Richardson IG *et al.* 2014 25 MeV proton events observed by the high energy telescopes on the STEREO A and B Spacecraft and/or at earth during the first seven years of the STEREO mission. *Solar Phys.* **289**, 3059–3107. (doi:10.1007/s11207-014-0524-8)
 106. Richardson IG, Mays ML, Thompson BJ. 2018 Prediction of solar energetic particle event peak proton intensity using a simple algorithm based on cme speed and direction and observations of associated solar phenomena. *Space Weather* **16**, 1862–1881. (doi:10.1029/2018SW002032)
 107. Dierckxsens M, Tziotziou K, Dalla S, Patsou I, Marsh MS, Crosby NB, Malandraki O, Tsiropoula G. 2015 Relationship between solar energetic particles and properties of flares and CMEs: statistical analysis of solar cycle 23 events. *Solar Phys.* **290**, 841–874. (doi:10.1007/s11207-014-0641-4)
 108. Papaioannou A, Anastasiadis A, Sandberg I, Jiggins P. 2018 Nowcasting of solar energetic particle events using near real-time coronal mass ejection characteristics in the

- framework of the FORSPEF tool. *J. Space Weather Space Climate* **8**, A37. (doi:10.1051/swsc/2018024)
109. St Cyr OC, Posner A, Burkepile JT. 2017 Solar energetic particle warnings from a coronagraph. *Space Weather* **15**, 240–257. (doi:10.1002/2016SW001545)
 110. Posner A. 2007 Up to 1-hour forecasting of radiation hazards from solar energetic ion events with relativistic electrons. *Space Weather* **5**, 05001. (doi:10.1029/2006SW000268)
 111. Kuwabara T, Bieber JW, Clem J, Evenson P, Pyle R. 2006 Development of a ground level enhancement alarm system based upon neutron monitors. *Space Weather* **4**, S10001. (doi:10.1029/2006SW000223)
 112. Núñez M. 2011 Predicting solar energetic proton events ($E > 10$ MeV). *Space Weather* **9**, 07003. (doi:10.1029/2010SW000640)
 113. Núñez M. 2015 Real-time prediction of the occurrence and intensity of the first hours of >100 MeV solar energetic proton events. *Space Weather* **13**, 807–819. (doi:10.1002/2015SW001256)
 114. Núñez M, Reyes-Santiago PJ, Malandraki OE. 2017 Real-time prediction of the occurrence of GLE events. *Space Weather* **15**, 861–873. (doi:10.1002/2017SW001605)
 115. Núñez M. 2018 Predicting well-connected SEP events from observations of solar soft X-rays and near-relativistic electrons. *J. Space Weather Space Climate* **8**, A36. (doi:10.1051/swsc/2018023)
 116. Kahler SW, Ling AG. 2017 Characterizing solar energetic particle event profiles with two-parameter fits. *Solar Phys.* **292**, 59. (doi:10.1007/s11207-017-1085-4)
 117. Kahler SW, Ling A. 2015 Dynamic SEP event probability forecasts. *Space Weather* **13**, 665–675. (doi:10.1002/2015SW001222)
 118. Zucca P, Núñez M, Klein K. 2017 Exploring the potential of microwave diagnostics in SEP forecasting: the occurrence of SEP events. *J. Space Weather Space Climate* **7**, A13. (doi:10.1051/swsc/2017011)
 119. Chertok IM, Grechnev VV, Meshalkina NS. 2009 On the correlation between spectra of solar microwave bursts and proton fluxes near the Earth. *Astron. Rep.* **53**, 1059–1069. (doi:10.1134/S1063772909110110)
 120. Aran A, Sanahuja B, Lario D. 2005 Fluxes and fluences of SEP events derived from SOLPENCO. *Ann. Geophys.* **23**, 3047–3053. (doi:10.5194/angeo-23-3047-2005)
 121. Aran A, Sanahuja B, Lario D. 2006 SOLPENCO: a solar particle engineering code. *Adv. Space Res.* **37**, 1240–1246. (doi:10.1016/j.asr.2005.09.019)
 122. Aran A, Sanahuja B, Lario D. 2008 Comparing proton fluxes of central meridian SEP events with those predicted by SOLPENCO. *Adv. Space Res.* **42**, 1492–1499. (doi:10.1016/j.asr.2007.08.003)
 123. Heras AM, Sanahuja B, Lario D, Smith ZK, Detman T, Dryer M. 1995 Three low-energy particle events: modeling the influence of the parent interplanetary shock. *Astrophys. J.* **445**, 497–508. (doi:10.1086/175714)
 124. Schwadron NA *et al.* 2010 Earth-moon-Mars radiation environment module framework. *Space Weather* **8**, S00E02. (doi:10.1029/2009SW000523)
 125. Kozarev KA, Evans RM, Schwadron NA, Dayeh MA, Opher M, Korreck KE, van der Holst B. 2013 Global numerical modeling of energetic proton acceleration in a coronal mass ejection traveling through the solar corona. *Astrophys. J.* **778**, 43. (doi:10.1088/0004-637X/778/1/43)
 126. Schwadron NA *et al.* 2014 Synthesis of 3-D coronal-solar wind energetic particle acceleration modules. *Space Weather* **12**, 323–328. (doi:10.1002/2014SW001086)
 127. Luhmann JG, Ledvina SA, Odstrcil D, Owens MJ, Zhao XP, Liu Y, Riley P. 2010 Cone model-based SEP event calculations for applications to multipoint observations. *Adv. Space Res.* **46**, 1–21. (doi:10.1016/j.asr.2010.03.011)
 128. Luhmann JG *et al.* 2017 Modeling solar energetic particle events using ENLIL heliosphere simulations. *Space Weather* **15**, 934–954. (doi:10.1002/2017SW001617)
 129. Marsh MS, Dalla S, Dierckxens M, Laitinen T, Crosby NB. 2015 SPARX: a modeling system for solar energetic particle radiation space weather forecasting. *Space Weather* **13**, 386–394. (doi:10.1002/2014SW001120)
 130. Pomoell J, Poedts S. 2018 EUHFORIA: European heliospheric forecasting information asset. *J. Space Weather Space Climate* **8**, A35. (doi:10.1051/swsc/2018020)

131. Wijsen N, Aran A, Pomoell J, Poedts S. 2019 Modelling three-dimensional transport of solar energetic protons in a corotating interaction region generated with euhforia. *Astron. Astrophys.* **622**, A28. (doi:10.1051/0004-6361/201833958)
132. Wijsen N, Aran A, Pomoell J, Poedts S. 2019 The interplanetary spread of solar energetic protons near a high-speed solar wind stream. *Astronomy and Astrophysics.*
133. Winter LM, Ledbetter K. 2015 Type II and type III radio bursts and their correlation with solar energetic proton events. *Astrophys. J.* **809**, 105. (doi:10.1088/0004-637X/809/1/105)
134. Filali Boubrahimi S, Aydin B, Martens P, Angryk R. 2017 On the prediction of >100 MeV solar energetic particle events using goes satellite data. ArXiv e-prints.
135. Papaioannou A *et al.* 2018 Nowcasting solar energetic particle events using principal component analysis. *Solar Phys.* **293**, 100. (doi:10.1007/s11207-018-1320-7)
136. Engell AJ, Falconer DA, Schuh M, Loomis J, Bissett D. 0000 Sprints: a framework for solar-driven event forecasting and research. *Space Weather* **15**, 1321–1346. (doi:10.1002/2017SW001660)
137. Swalwell B, Dalla S, Walsh RW. 2017 Solar energetic particle forecasting algorithms and associated false alarms. *Solar Phys.* **292**, 173. (doi:10.1007/s11207-017-1196-y)
138. Papaioannou A, Anastasiadis A, Sandberg I, Georgoulis MK, Tziropoula G, Tziotziou K, Jiggins P, Hilgers A. 2015 A novel forecasting system for solar particle events and flares (FORSPEF). *J. Phys: Conf. Ser.* **632**, 012075. (doi:10.1088/1742-6596/632/1/012075)
139. Anastasiadis A, Papaioannou A, Sandberg I, Georgoulis M, Tziotziou K, Kouloumvakos A, Jiggins P. 2017 Predicting flares and solar energetic particle events: the FORSPEF tool. *Solar Phys.* **292**, 134. (doi:10.1007/s11207-017-1163-7)
140. Falconer D, Moore RL, Barghouty AF, Khazanov I. 2014 MAG4 versus alternative techniques for forecasting active-region flare productivity. In *American astronomical society meeting abstracts #224*. American Astronomical Society Meeting Abstracts, vol. 224, p. 402.04.
141. Lario D, Karelitz A. 2014 Influence of interplanetary coronal mass ejections on the peak intensity of solar energetic particle events. *J. Geophys. Res. (Space Phys.)* **119**, 4185–4209. (doi:10.1002/2014JA019771)
142. Vilmer N, MacKinnon A, Trotter G, Barat C. 2003 High energy particles accelerated during the large solar flare of 1990 May 24: X/ γ -ray observations. *Astron. Astrophys.* **412**, 865–874. (doi:10.1051/0004-6361:20031488)
143. Murphy R. 2008 Exploring solar flares with gamma rays and neutrons. Technical report, NAVAL Research Lab Washington, DC.
144. Chupp EL, Ryan JM. 2009 High energy neutron and pion-decay gamma-ray emissions from solar flares. *Res. Astron. Astrophys.* **9**, 11. (doi:10.1088/1674-4527/9/1/003)
145. Vilmer N. 2012 Solar flares and energetic particles. *Phil. Trans. R. Soc. A* **370**, 3241–3268. (doi:10.1088/1674-4527/9/1/003)
146. Masson S, Klein KL, Bütikofer R, Flückiger E, Kurt V, Yushkov B, Krucker S. 2009 Acceleration of relativistic protons during the 20 January 2005 flare and CME. *Sol. Phys.* **257**, 305–322. (doi:10.1007/s11207-009-9377-y)
147. Afanasiev A, Vainio R, Rouillard AP, Battarbee M, Aran A, Zucca P. 2018 Modelling of proton acceleration in application to a ground level enhancement. *Astron. Astrophys.* **614**, A4. (doi:10.1051/0004-6361/201731343)
148. Li G, Moore R, Mewaldt R, Zhao L, Labrador A. 2012 A twin-CME scenario for ground level enhancement events. *Space Sci. Rev.* **171**, 141–160. (doi:10.1007/s11214-011-9823-7)
149. Fox NJ *et al.* 2016 The solar probe plus mission: humanity's first visit to our star. *Space Sci. Rev.* **204**, 7–48. (doi:10.1007/s11214-015-0211-6)
150. Müller D, Marsden RG, St Cyr OC, Gilbert HR. 2013 Solar orbiter. Exploring the sun-heliosphere connection. *Solar Phys.* **285**, 25–70. (doi:10.1007/s11207-012-0085-7)